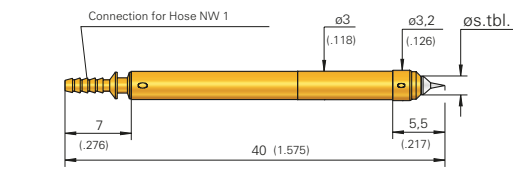


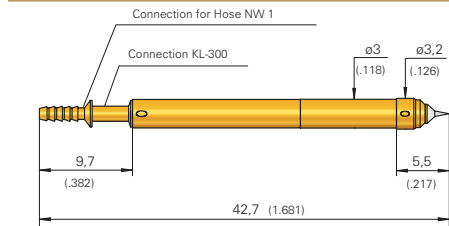
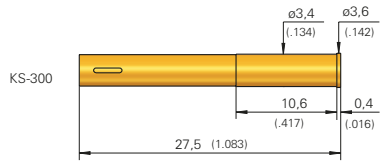
Grid:
 ≥ 3,50 mm
 ≥ 140 Mil

Installation height with KS: 5,9 mm (.232)
 Recommended stroke: 6,0 mm (.236)

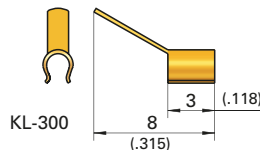
Mounting and functional dimensions



PKS-300 Type A



PKS-300 Type B



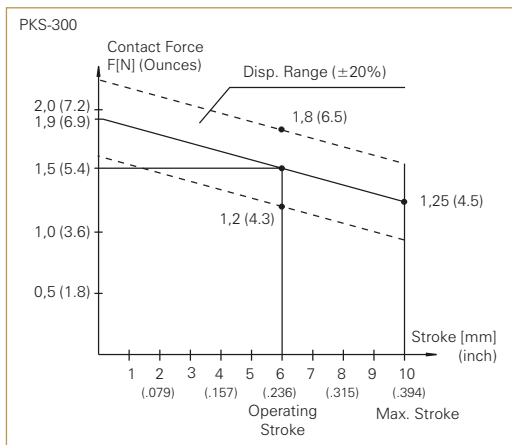
KL-300

Available tip styles

Material	Tip style	Plating	Further versions	
			Ø	Ø (inch)
2	01	R	Ø 2,00 (.079)	
2	04 **	R	Ø 1,30 (.051)	2,00 (.079)
2	05	R	Ø 2,50 (.098)	1,30 ** (.051)
2	06 **	A	Ø 1,30 (.051)	2,50 (.098) 3,50 (.138)
2	15 *	A	Ø 2,00 (.079)	
2	33 **	A	Ø 1,30 (.051)	
2	91 **	A	Ø 1,30 (.051)	

* pressed-in HM-tip, installation height 6,5 mm (.256)

** Collar diameter: 2,0 mm (.079)



Mechanical data

Working stroke: 6,0 mm (.236)
Maximum stroke: 10,0 mm (.394)
Contact force at work.stroke: 1,1 N (4.0oz) or 1,5 N (5.4oz)
Operating medium: Compressed air (filtered, oil-free)
Operating pressure: 6 bar (86 psi)

Electrical data

Current rating: 2 - 3 A
 10 A (Type "AH" oder "BH", see Note below)
R_i typisch: < 30 mΩ

Operating temperature

Standard: 0° up to +80 °C

Materials

Plunger: Steel, rhodium- or gold-plated
Barrel: Brass, gold-plated
Restoring spring: Steel, gold-plated
Receptacle: Brass, gold-plated
O-rings: Perbunan

Mounting hole size

with receptacle: Ø 3,38 - 3,39 mm (.1331 - .1335)
without receptacle: Ø 3,00 mm (.1181)

Warning:

Do not solder the cable to the crimp points of the receptacle.

Note:

For high current applications up to 10 A, order with special designation "AH" (terminal "A") resp. "BH" (terminal "B").

Note:

The receptacle can be used from grid size 4,00 mm (160 Mil) upwards.

Note:

Pneumatic accessories and general instructions shown on page 174.

*** Note:

Tip 15, 01, 91 F = 1,1 N (4.0oz)
 Tip 04, 05, 06, 33 F = 1,5 N (5.4oz)

Ordering example

Series	Tip material	Tip style	Tip diameter (1/100 mm)	Plating	Spring force (dN)	Collar height (mm)	Type (alternative "A", "AH", "B", "BH")
PKS	2 = Steel	300	201	A = Gold R = Rhodium	11	02	A

Test probe:

PKS 300 2 01 200 R 11 02 A

Test probe for use up to 10 A:

PKS 300 2 06 130 A 15 02 AH

Receptacle:

KS - 300

Clip connection with solder terminal for series 300:

KL - 300