



Cotelec

Composants & Technologies pour l'Electronique



Battery probes

Components made by



Short Travel, Battery & Solderable Probes



Battery Probes, also called Short Travel Probes, are used as battery chargers, in the lighting industry, in the medical industry and in all those conditions where limited space is available for the application.

In some applications, Spring Contact Probes are not used for ICT/FCT (In-Circuit/Functional Circuit) tests, but soldered directly on the PCB (Printed Circuit Board) or electronic devices without the use of a receptacle.

The Solderable Probes were created to meet this need. They are made with a bead for soldering at the end of the barrel. The hole on the side of the barrel allows for perfect cleaning from production remnants and to optimize the galvanic treatment.

Recommended minimum center (grid-pitch)

Generally, the installation pitch of our Solderable Probes ranges from 2.54 mm to 6.50 mm. According to the project requirements, the grid pitch can be customized.

Current rating

The range of Battery Probes we produce works with current ranging from 3A to 20A

Typical contact resistance

Dimensions, manufacturing characteristics, materials and galvanic treatments define the resistance of our Battery Probes which does not exceed 50 mΩ.

Materials and plating

The materials used to make our Battery Probe are:

The barrel is made of:

- Brass, material with excellent electrical conductivity and malleability, but not as hard as bronze

The barrel is gold plated.

The spring is made of:

- music wire (Harmonic steel) with a spring force ranging from 30 to 800 gr
- stainless steel

The spring is plated with gold to improve electrical conductivity.

The plunger is made of:

- Beryllium-Copper (Be-Cu)
- Bronze
- Brass

The plunger is plated in gold or nickel.

Types of Battery Probes

Battery Probes with receptacle

behaving like a normal Spring Contact Probes, it is installed inside a special receptacle, which in turn is mounted on a board. The advantage of using this type of Battery Probe is that once the work cycles is completed, it can be replaced quickly and easily.

Soldered Battery Probes

This type of Battery Probes is recommended in all cases where space is very limited and there is no possibility or need to use a receptacle. The Battery Probes are soldered directly on the board or fixture.

Head Shape

The most common types of tip Styles for Battery Probes are F, D, BJ, H and HB.


Summary of Short Travel, Battery & Solderable Probes

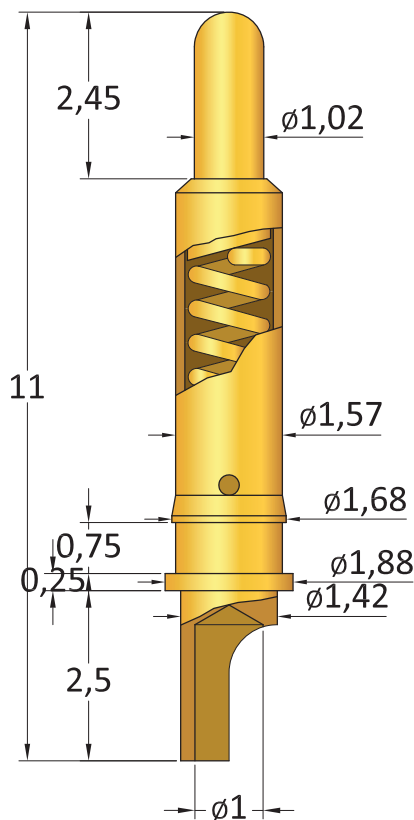
| Test probes version | Series | Pitch size (≥mm) | Working stroke (mm) | Max. stroke (mm) | Current rating (A) | Spring force (g) | | Installation heights (mm) v = variable | | | Page |
|---------------------------------|----------|------------------|---------------------|------------------|--------------------|------------------|-----|---|-------|---|------|
| | | | | | | min | max | min | max | v | |
| Short travel and battery probes | CP 970K | 3,00 | 1,50 | 2,20 | 8 | - | 120 | 3,50 | 3,70 | - | 99 |
| | CP 970KA | 3,00 | 1,50 | 2,20 | 8 | - | 120 | 3,50 | 3,70 | - | 100 |
| | CP 970 | 3,00 | 2,80 | 3,30 | 5 - 8 | 120 | 200 | 5,20 | 5,40 | - | 101 |
| | CP 970A | 3,00 | 1,50 | 2,60 | 9 | - | 120 | 5,20 | 5,40 | - | 102 |
| | CP 967 | 3,00 | 1,00 | 1,20 | 9 | - | 120 | 2,80 | 3,00 | - | 103 |
| | CP 967A | 3,00 | 1,00 | 1,20 | 9 | - | 120 | 2,80 | 3,00 | - | 104 |
| | CB 507 | 3,00 | 1,00 | 1,20 | 9 | - | 120 | - | 3,00 | - | 105 |
| | CP 365 | 6,50 | 3,20 | 4,00 | 8 | 150 | 800 | 6,00 | 12,00 | - | 108 |
| | CP 364 | 6,50 | 4,00 | 5,00 | 20 | 150 | 800 | 6,00 | 12,00 | - | 109 |
| | CP 366 | 6,50 | 6,00 | 8,00 | 8 | 150 | 800 | 11,00 | 17,00 | - | 110 |
| Solderable probes | CB 65 | 2,54 | 2,30 | 2,40 | 10 | - | 80 | 2,50 | 7,00 | v | 95 |
| | CB 61 | 2,54 | 1,80 | 2,00 | 10 | - | 80 | 2,10 | 6,50 | v | 96 |
| | CB 92 | 2,54 | 1,80 | 2,20 | 10 | - | 100 | 2,10 | 5,50 | v | 97 |
| | CB 30 | 3,00 | 2,05 | 2,65 | 2 | - | 50 | 3,00 | 5,50 | v | 98 |
| | CB 105 | 3,18 | 1,50 | 2,30 | 10 | - | 65 | - | 6,35 | - | 106 |
| | CB 119 | 4,00 | 1,50 | 2,30 | 15 | - | 150 | - | 5,70 | - | 107 |

CB 65

Solderable Probes $\geq 2,54$ mm / ≥ 100 mil

Available Tip Styles

| Material | Tip Style | ϕ mm |
|----------|---|-----------|
| B | D  | 1,02 |



Technical Data

| | |
|------------------------------|------------------|
| Recommended minimum centers: | 2,54 mm |
| Recommended working stroke: | 2,30 mm |
| Maximum stroke: | 2,40 mm |
| Current rating: | 10,0 A |
| Typical contact resistance: | <10 m Ω |
| Operating temperature range: | -50° up to +100° |

Materials

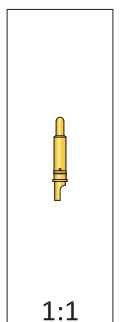
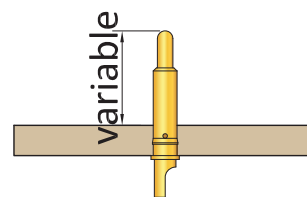
| | |
|----------|------------------------------|
| Plunger: | Brass, nickel or gold plated |
| Barrel: | Brass, gold plated |
| Spring: | Music wire, gold plated |

Spring Force (g $\pm 20\%$)

Spring force: 80 g

Hole size without receptacle


Drills: $\phi 1,65$ - $\phi 1,66$

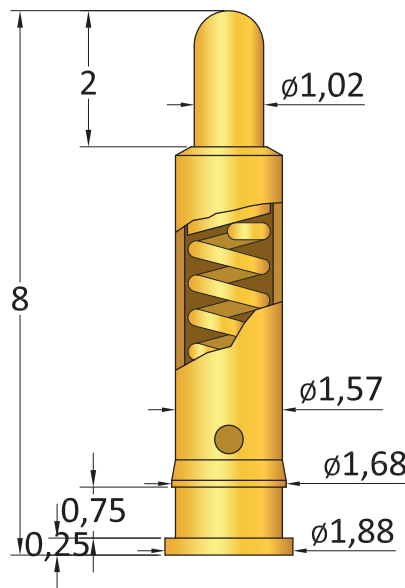


Ordering example:

| Series | Tip ϕ mm | Spring Force | | | |
|--------|---------------|--------------|----------------------|-----|-------------------|
| CB 65 | D | 102 | Br | 080 | G |
| | Tip Style | | Material Br=Brass | | Plating G=Gold |

Available Tip Styles

| Material | Tip Style | ϕ mm |
|----------|---|-----------|
| B | D  | 1,02 |



Technical Data

| | |
|------------------------------|---------------------------------|
| Recommended minimum centers: | 2,54 mm |
| Recommended working stroke: | 1,80 mm |
| Maximum stroke: | 2,00 mm |
| Current rating: | 10,0 A |
| Typical contact resistance: | <math><10\text{ m}\Omega</math> |
| Operating temperature range: | -50° up to +100° |

Materials


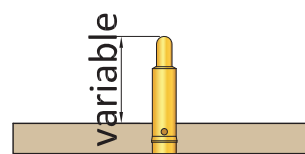
| | |
|----------|------------------------------|
| Plunger: | Brass, nickel or gold plated |
| Barrel: | Brass, gold plated |
| Spring: | Music wire, gold plated |

Spring Force (g $\pm 20\%$)

Spring force: 80 g

Hole size without receptacle

Drills: $\phi 1,65$ - $\phi 1,66$





Ordering example:

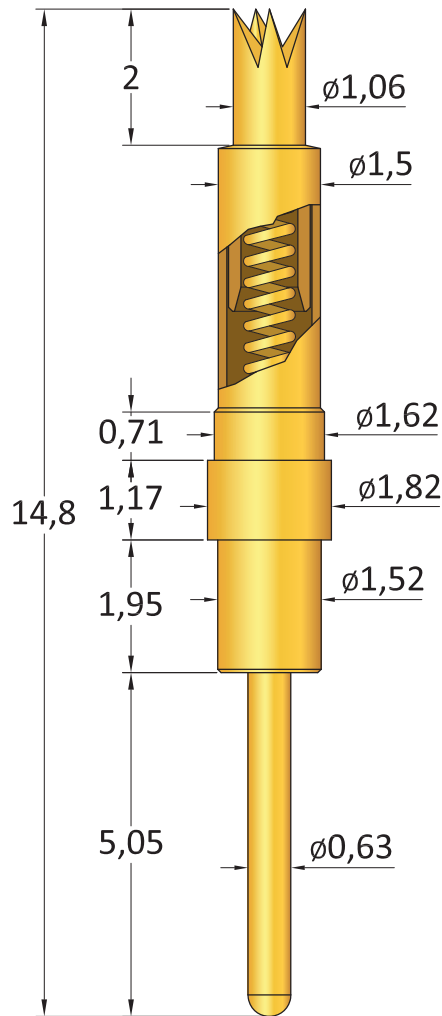
| Series | Tip Style | Tip ϕ mm | Material | Spring Force | Plating |
|--------|-----------|---------------|----------|--------------|---------|
| CB 61 | D | 102 | Br | 080 | G |
| | | | Br=Brass | | G=Gold |

CB 92

Solderable Probes $\geq 2,54$ mm / ≥ 100 mil

Available Tip Styles

| Material | Tip Style | ϕ mm |
|----------|---|-----------|
| B | D  | 1,06 |
| B | V  | 1,06 |



Technical Data

| | |
|------------------------------|------------------|
| Recommended minimum centers: | 2,54 mm |
| Recommended working stroke: | 1,80 mm |
| Maximum stroke: | 2,00 mm |
| Current rating: | 3,0 A |
| Typical contact resistance: | <10 m Ω |
| Operating temperature range: | -50° up to +100° |

Materials

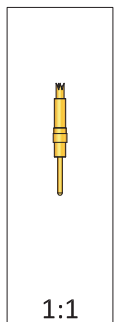
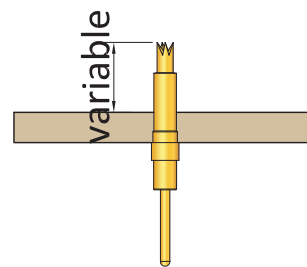
| | |
|----------|-------------------------|
| Plunger: | BeCu, gold plated |
| Barrel: | Brass, gold plated |
| Spring: | Music wire, gold plated |

Spring Force (g $\pm 20\%$)

Spring force: 100 g

Hole size without receptacle


Drills: $\phi 1,60$ - $\phi 1,61$

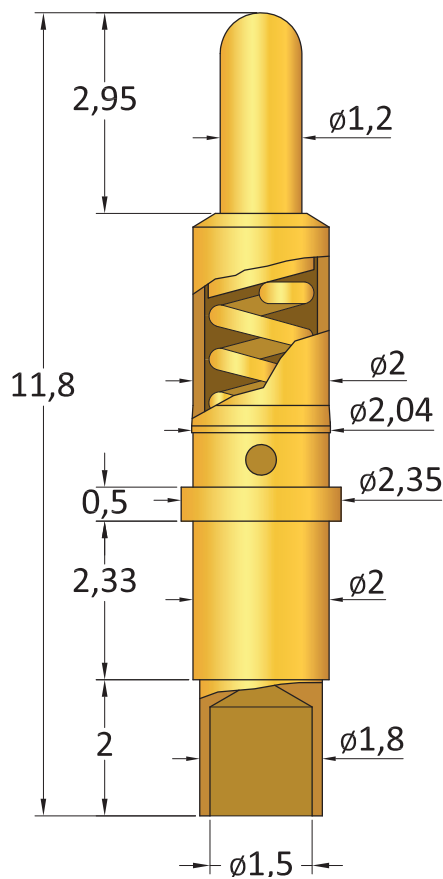


Ordering example:

| Series | Tip Style | Tip ϕ mm | Material | Spring Force | Plating |
|--------|-----------|---------------|-------------|--------------|-------------|
| CB 92 | V | 106 | B B=BeCu | 100 | G G=Gold |

Available Tip Styles

| Material | Tip Style | ϕ mm |
|----------|---|-----------|
| B | D  | 1,20 |



Technical Data

| | |
|------------------------------|------------------|
| Recommended minimum centers: | 3,00 mm |
| Recommended working stroke: | 2,05 mm |
| Maximum stroke: | 2,65 mm |
| Current rating: | 2,0 A |
| Typical contact resistance: | <20 m Ω |
| Operating temperature range: | -50° up to +100° |

Materials

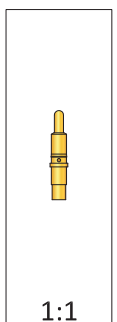
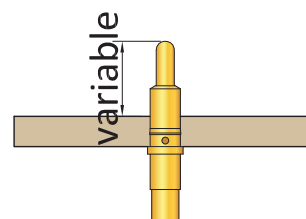
| | |
|----------|-------------------------|
| Plunger: | Brass, gold plated |
| Barrel: | Brass, gold plated |
| Spring: | Music wire, gold plated |

Spring Force (g $\pm 20\%$)

Spring force: 50 g

Hole size without receptacle

Drills: $\phi 2,00$ - $\phi 2,02$




Ordering example:

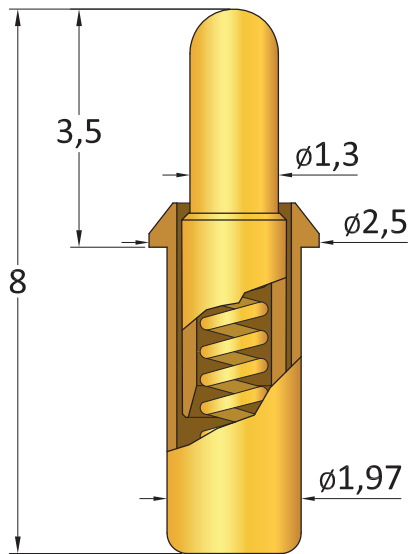
| Series | Tip ϕ mm | Spring Force | | | |
|--------|---------------|--------------|----------------------|-----|-------------------|
| CB 30 | D | 120 | Br | 100 | G |
| | Tip Style | | Material Br=Brass | | Plating G=Gold |

CP 970 K

Short Travel and Battery Probes $\geq 3,00$ mm / ≥ 118 mil

Available Tip Styles

| Material | Tip Style | ϕ mm |
|----------|---|-----------|
| B | D  | 1,30 |



Technical Data

| | |
|------------------------------|------------------|
| Recommended minimum centers: | 3,00 mm |
| Recommended working stroke: | 1,50 mm |
| Maximum stroke: | 2,20 mm |
| Current rating: | 8,0 A |
| Typical contact resistance: | <15 m Ω |
| Operating temperature range: | -50° up to +100° |

Materials

| | |
|-------------|-----------------------------|
| Plunger: | BeCu, nickel or gold plated |
| Barrel: | Brass, gold plated |
| Spring: | Music wire, gold plated |
| Receptacle: | Brass, gold plated |

Spring Force (g $\pm 20\%$)

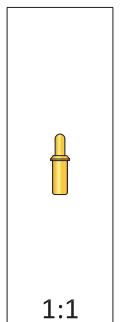
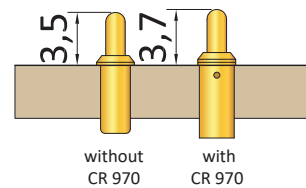
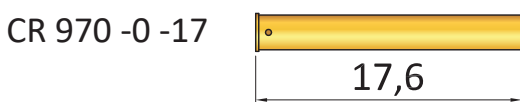
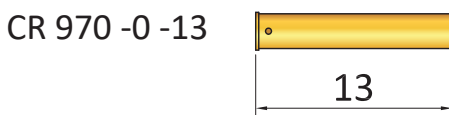
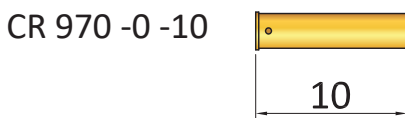
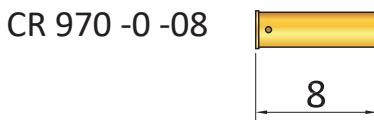
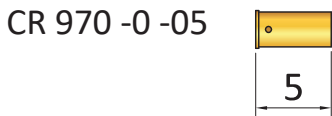
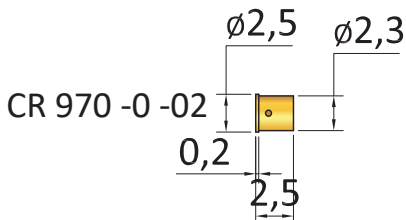
Spring force: 120 g

Hole size without receptacle

Drills: $\phi 1,96 - \phi 1,98$

Hole size with receptacle


Drills: $\phi 2,28 - \phi 2,29$

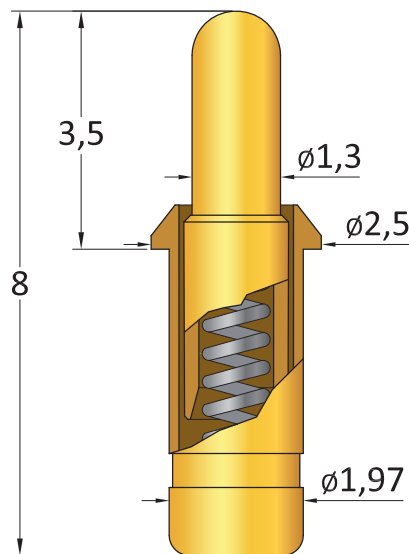


Ordering example:

| Series | Tip ϕ mm | Spring Force | Material | Plating |
|---------|---------------|--------------|----------|--------------------|
| CP 970K | D | 130 | B | G |
| | Tip Style | | B=BeCu | G=Gold N=Nickel |

Available Tip Styles

| Material | Tip Style | ϕ mm |
|----------|---|-----------|
| B | D  | 1,30 |



Technical Data

| | |
|------------------------------|---------------------------------|
| Recommended minimum centers: | 3,00 mm |
| Recommended working stroke: | 1,50 mm |
| Maximum stroke: | 2,20 mm |
| Current rating: | 8,0 A |
| Typical contact resistance: | <math><15\text{ m}\Omega</math> |
| Operating temperature range: | -50° up to +100° |

Materials

| | |
|-------------|---------------------|
| Plunger: | Bronze, gold plated |
| Barrel: | Bronze, gold plated |
| Spring: | Amagnetic alloy |
| Receptacle: | Bronze, gold plated |

Spring Force (g $\pm 20\%$)

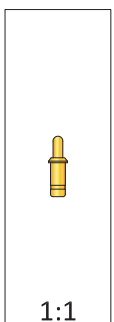
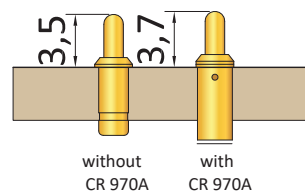
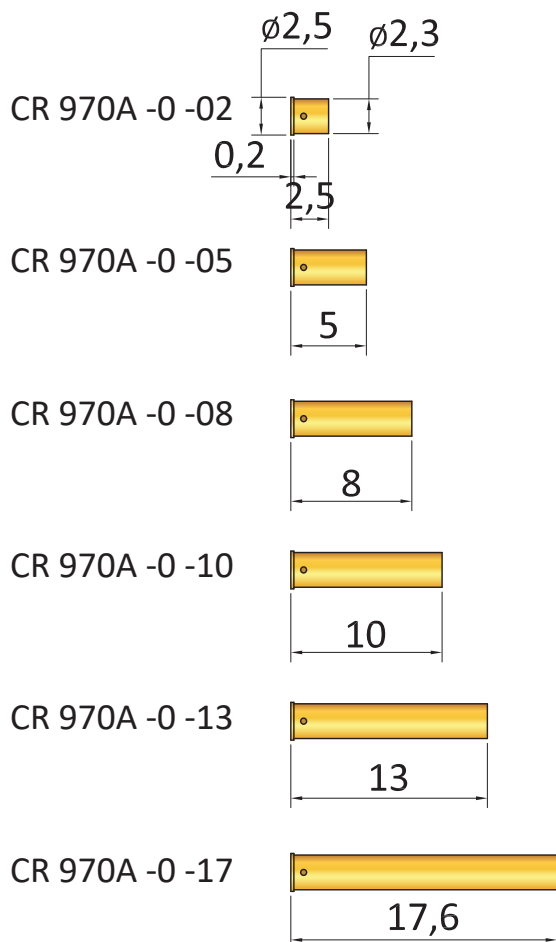
Spring force: 120 g

Hole size without receptacle

Drills: $\phi 1,96$ - $\phi 1,98$

Hole size with receptacle

Drills: $\phi 2,28$ - $\phi 2,29$




Ordering example:

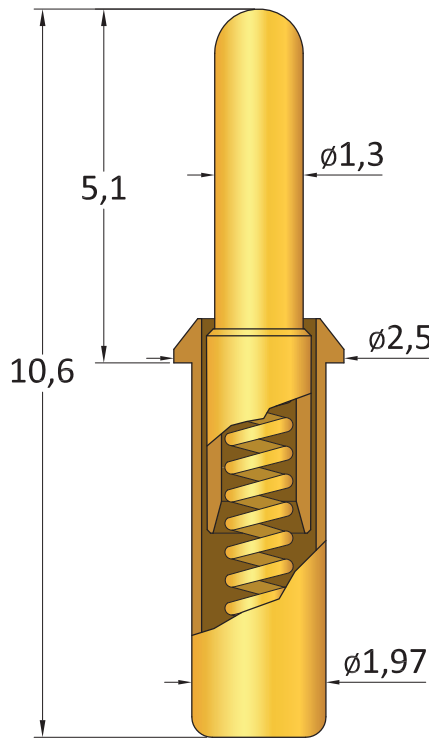
| Series | Tip ϕ mm | Spring Force | | | |
|----------|---------------|--------------|-----------|-----|---------|
| CP 970KA | D | 130 | Bz | 120 | G |
| | Tip Style | | Material | | Plating |
| | | | Bz=Bronze | | G=Gold |

CP 970

Short Travel and Battery Probes $\geq 3,00$ mm / ≥ 118 mil

Available Tip Styles

| Material | Tip Style | ϕ mm |
|----------|---|-----------|
| B | D  | 1,30 |



Technical Data

| | |
|------------------------------|------------------|
| Recommended minimum centers: | 3,00 mm |
| Recommended working stroke: | 2,80 mm |
| Maximum stroke: | 3,30 mm |
| Current rating: | 5,0 - 8,0 A |
| Typical contact resistance: | <20 m Ω |
| Operating temperature range: | -50° up to +100° |

Materials

| | |
|-------------|-----------------------------|
| Plunger: | BeCu, nickel or gold plated |
| Barrel: | Brass, gold plated |
| Spring: | Music wire, gold plated |
| Receptacle: | Brass, gold plated |

Spring Force (g $\pm 20\%$)

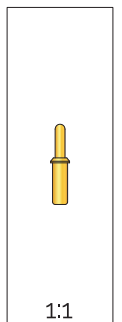
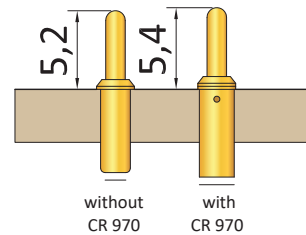
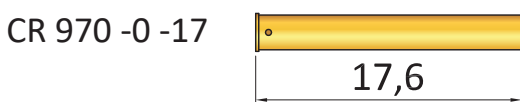
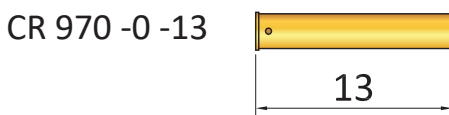
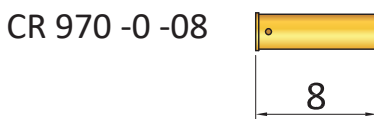
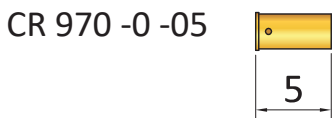
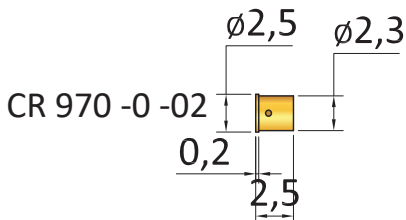
| | |
|---------------|-------|
| Spring force: | 200 g |
| Alternative: | 120 g |

Hole size without receptacle

Drills: $\phi 1,96 - \phi 1,98$

Hole size with receptacle


Drills: $\phi 2,28 - \phi 2,29$

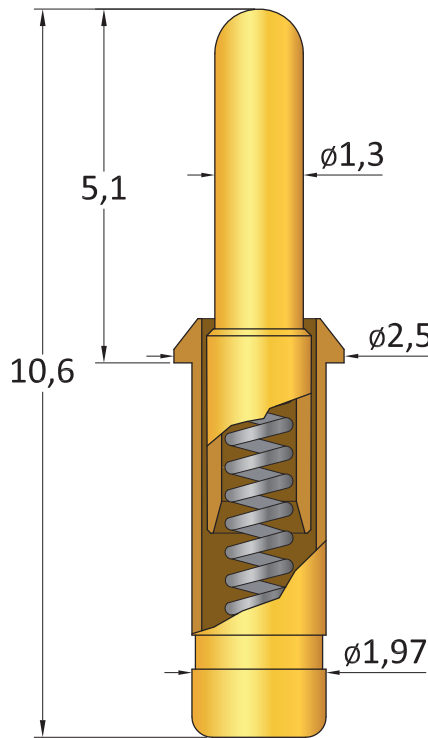


Ordering example:

| Series | Tip ϕ mm | Spring Force | Material | Plating |
|--------|---------------|--------------|----------|--------------------|
| CP 970 | D | 102 | B | G |
| | Tip Style | | B=BeCu | G=Gold N=Nickel |

Available Tip Styles

| Material | Tip Style | ϕ mm |
|----------|---|-----------|
| B | D  | 1,30 |



Technical Data

| | |
|------------------------------|------------------|
| Recommended minimum centers: | 3,00 mm |
| Recommended working stroke: | 1,50 mm |
| Maximum stroke: | 2,60 mm |
| Current rating: | 9,0 A |
| Typical contact resistance: | <20 m Ω |
| Operating temperature range: | -50° up to +100° |

Materials

| | |
|-------------|---------------------|
| Plunger: | Bronze, gold plated |
| Barrel: | Bronze, gold plated |
| Spring: | Amagnetic alloy |
| Receptacle: | Bronze, gold plated |

Spring Force (g $\pm 20\%$)

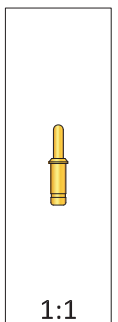
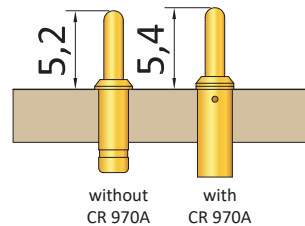
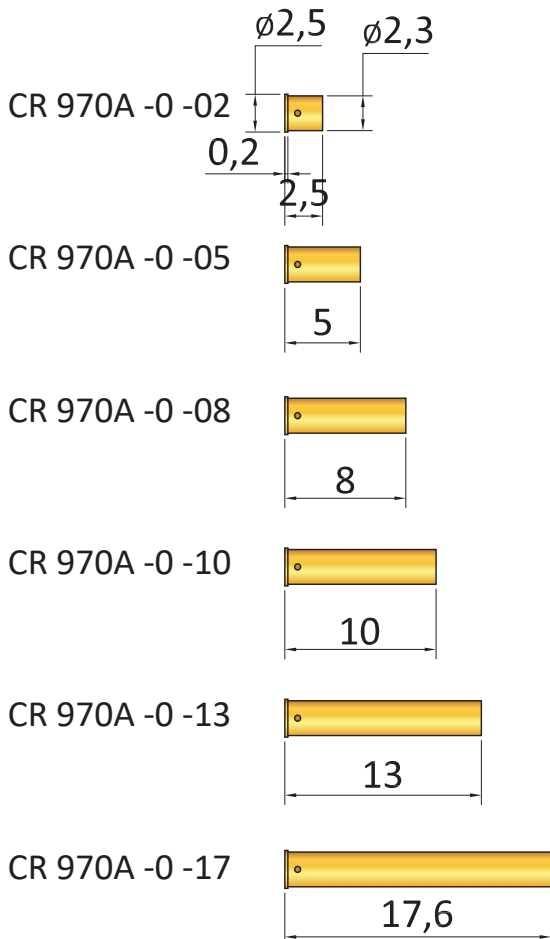
Spring force: 120 g

Hole size without receptacle

Drills: $\phi 1,96 - \phi 1,98$

Hole size with receptacle

Drills: $\phi 2,28 - \phi 2,29$




Ordering example:

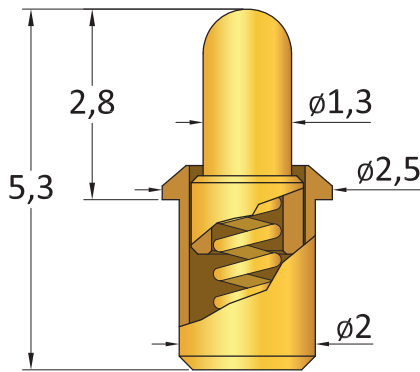
| Series | Tip ϕ mm | Spring Force | | |
|---------|---------------|--------------|-----------|---------|
| CP 970A | D | 130 | Bz | 120 |
| | Tip Style | | Material | Plating |
| | | | Bz=Bronze | G=Gold |

CP 967

Short Travel and Battery Probes $\geq 3,00$ mm / ≥ 118 mil

Available Tip Styles

| Material | Tip Style | ϕ mm |
|----------|---|-----------|
| B | D  | 1,30 |



Technical Data

| | |
|------------------------------|------------------|
| Recommended minimum centers: | 3,00 mm |
| Recommended working stroke: | 1,00 mm |
| Maximum stroke: | 1,20 mm |
| Current rating: | 9,0 A |
| Typical contact resistance: | <15 m Ω |
| Operating temperature range: | -50° up to +100° |

Materials

| | |
|-------------|-----------------------------|
| Plunger: | BeCu, nickel or gold plated |
| Barrel: | Brass, gold plated |
| Spring: | Music wire, gold plated |
| Receptacle: | Brass, gold plated |

Spring Force (g $\pm 20\%$)

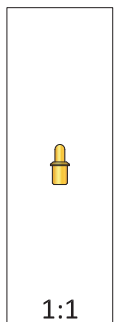
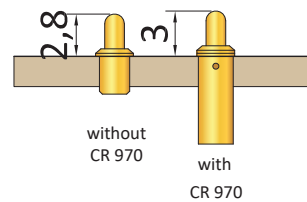
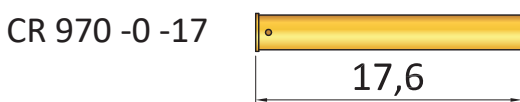
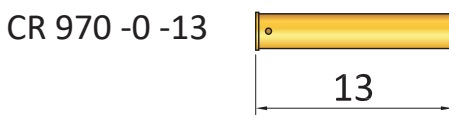
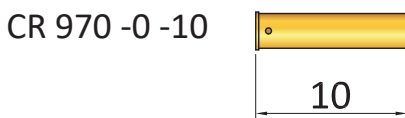
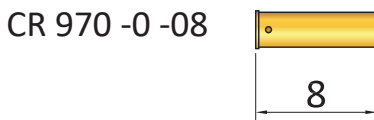
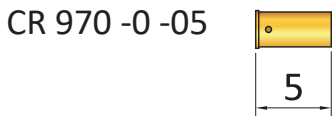
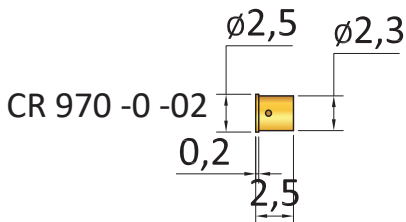
Spring force: 120 g

Hole size without receptacle

Drills: $\phi 1,99 - \phi 2,00$

Hole size with receptacle


Drills: $\phi 2,28 - \phi 2,29$

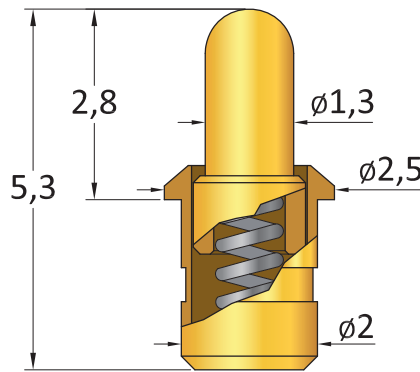


Ordering example:

| Series | Tip ϕ mm | Spring Force | | |
|--------|---------------|--------------|--------------------|-------------------------------|
| CP 967 | D | 102 | B | G |
| | Tip Style | | Material B=BeCu | Plating G=Gold N=Nickel |

Available Tip Styles

| Material | Tip Style | ϕ mm |
|----------|---|-----------|
| B | D  | 1,30 |



Technical Data

| | |
|------------------------------|---------------------------------|
| Recommended minimum centers: | 3,00 mm |
| Recommended working stroke: | 1,00 mm |
| Maximum stroke: | 1,20 mm |
| Current rating: | 9,0 A |
| Typical contact resistance: | <math><20\text{ m}\Omega</math> |
| Operating temperature range: | -50° up to +100° |

Materials

| | |
|-------------|---------------------|
| Plunger: | Bronze, gold plated |
| Barrel: | Bronze, gold plated |
| Spring: | Amagnetic alloy |
| Receptacle: | Bronze, gold plated |

Spring Force (g $\pm 20\%$)

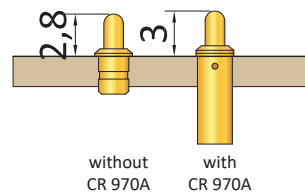
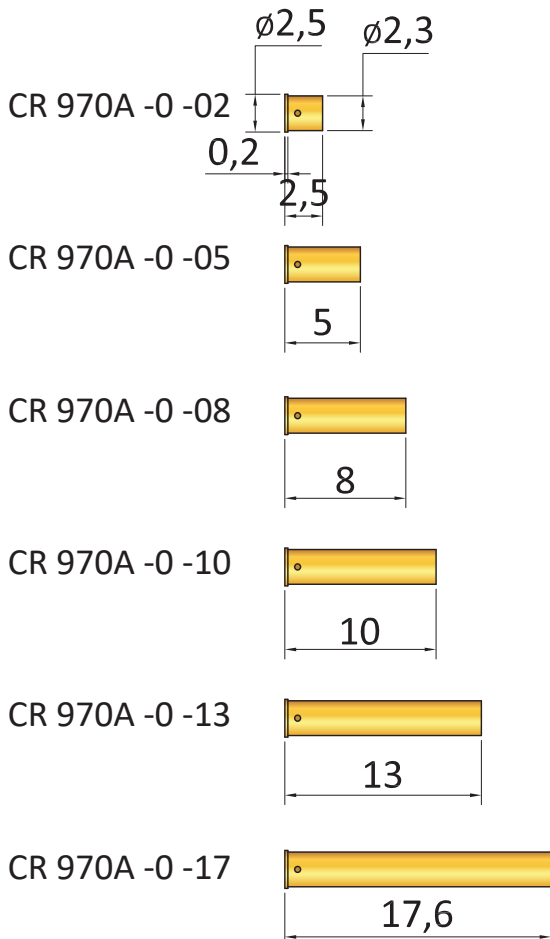
Spring force: 120 g

Hole size without receptacle

Drills: $\phi 1,99$ - $\phi 2,00$

Hole size with receptacle

Drills: $\phi 2,28$ - $\phi 2,29$




Ordering example:

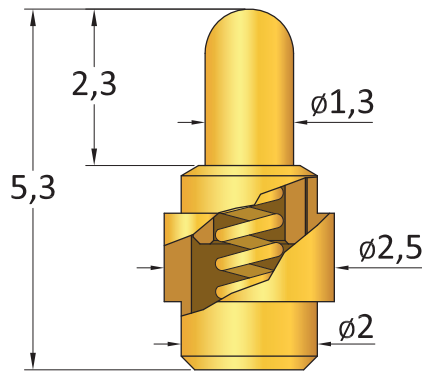
| Series | Tip ϕ mm | Spring Force | Material | Plating |
|----------|---------------|--------------|-----------|---------|
| CP 967 A | D | 130 | Bz | G |
| | Tip Style | | Bz=Bronze | G=Gold |

CB 507

Short Travel and Battery Probes $\geq 3,00$ mm / ≥ 118 mil

Available Tip Styles

| Material | Tip Style | ϕ mm |
|----------|---|-----------|
| B | D  | 1,30 |



Technical Data

| | |
|------------------------------|---------------------------------|
| Recommended minimum centers: | 3,00 mm |
| Recommended working stroke: | 1,00 mm |
| Maximum stroke: | 1,20 mm |
| Current rating: | 9,0 A |
| Typical contact resistance: | <math><15\text{ m}\Omega</math> |
| Operating temperature range: | -50° up to +100° |

Materials

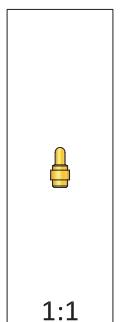
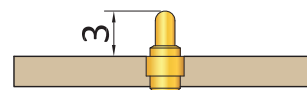
| | |
|----------|-----------------------------|
| Plunger: | BeCu, nickel or gold plated |
| Barrel: | Brass, gold plated |
| Spring: | Music wire, gold plated |

Spring Force (g $\pm 20\%$)

Spring force: 120 g

Hole size without receptacle


| | |
|----------------------------------|-------------------------|
| Drills for press ring as a stop: | $\phi 1,98 - \phi 2,00$ |
| Drills for press ring insert: | $\phi 2,48 - \phi 2,49$ |

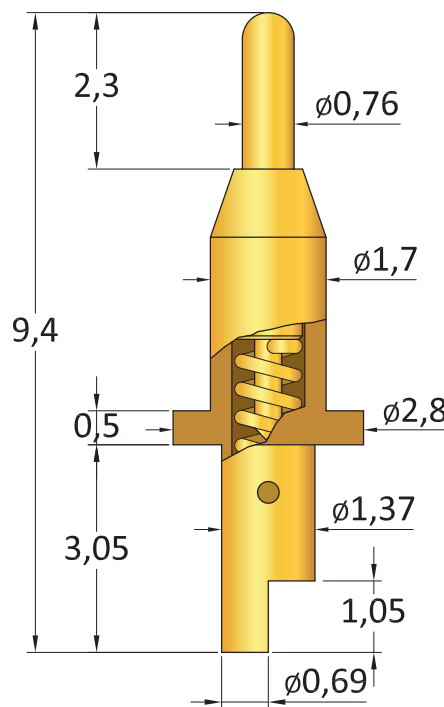


Ordering example:

| Series | Tip Style | Tip ϕ mm | Material | Spring Force | Plating |
|--------|-----------|---------------|----------|--------------|--------------------|
| CB 507 | D | 130 | B | 120 | G |
| | | | B=BeCu | | G=Gold N=Nickel |

Available Tip Styles

| Material | Tip Style | ϕ mm |
|----------|---|-----------|
| B | D  | 0,76 |



Technical Data

| | |
|------------------------------|------------------|
| Recommended minimum centers: | 3,18 mm |
| Recommended working stroke: | 1,50 mm |
| Maximum stroke: | 2,30 mm |
| Current rating: | 3,0 A |
| Typical contact resistance: | <10 m Ω |
| Operating temperature range: | -50° up to +100° |

Materials

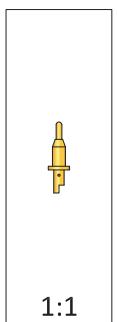
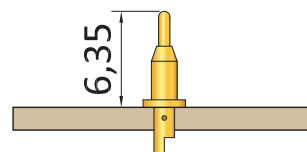
| | |
|----------|-------------------------|
| Plunger: | Brass, gold plated |
| Barrel: | Brass, gold plated |
| Spring: | Music wire, gold plated |

Spring Force (g $\pm 20\%$)

Spring force: 65 g

Hole size without receptacle

Drills: $\phi 1,35$ - $\phi 1,37$




Ordering example:

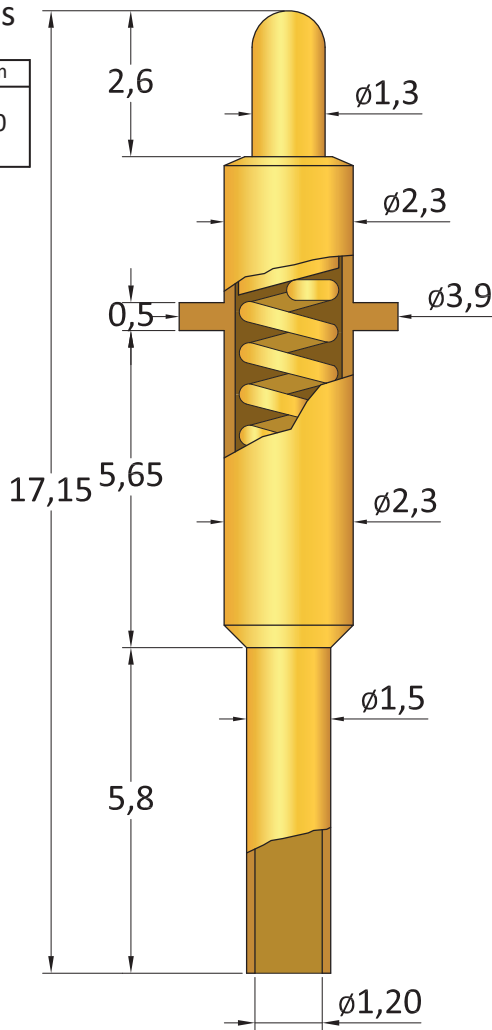
| Series | Tip ϕ mm | Material | Spring Force | Plating | |
|--------|---------------|----------|----------------------|---------|-------------------|
| CB 105 | D | 076 | Br | 065 | G |
| | Tip Style | | Material Br=Brass | | Plating G=Gold |

CB 119

Solderable Probes $\geq 4,00$ mm / ≥ 160 mil

Available Tip Styles

| Material | Tip Style | ϕ mm |
|----------|---|-----------|
| B | D  | 1,30 |



Technical Data

| | |
|------------------------------|------------------|
| Recommended minimum centers: | 4,00 mm |
| Recommended working stroke: | 1,50 mm |
| Maximum stroke: | 2,30 mm |
| Current rating: | 15,0 A |
| Typical contact resistance: | <10 m Ω |
| Operating temperature range: | -50° up to +100° |

Materials

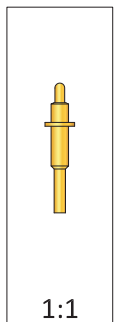
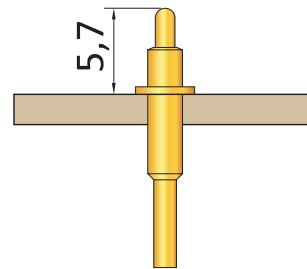
| | |
|----------|-------------------------|
| Plunger: | BeCu, gold plated |
| Barrel: | Brass, gold plated |
| Spring: | Music wire, gold plated |

Spring Force (g $\pm 20\%$)

Spring force: 150 g

Hole size without receptacle







Drills: $\phi 2,28 - \phi 2,30$

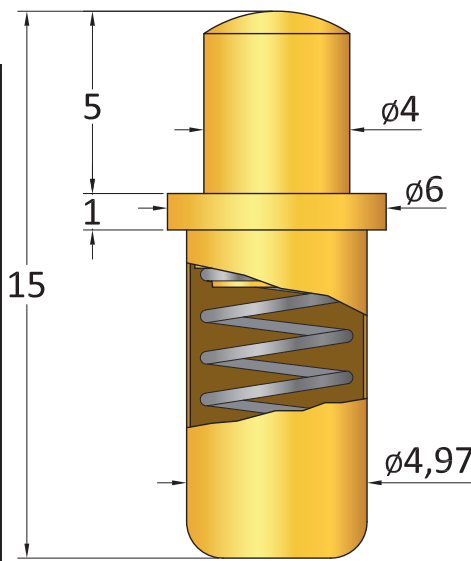


Ordering example:

| Series | Tip ϕ mm | Spring Force | | |
|---------|---------------|--------------|---------|-----|
| STP 119 | B | 04 | 130 | 150 |
| | Tip Style | Material | Plating | |
| | | B=BeCu | G=Gold | |

Available Tip Styles

| Material | Tip Style | ϕ mm |
|----------|--|-----------|
| B | F  | 3,00 |
| | | 4,00 |
| | | 6,00 |
| B | D  | 4,00 |
| B | BJ  | 4,00 |
| B | HS  | 1,50 |
| | | 3,00 |
| B | HB  | 4,00 |
| | | 6,00 |
| | | 8,00 |
| B | V  | 3,00 |
| | | 4,00 |



Technical Data

| | |
|------------------------------|------------------|
| Recommended minimum centers: | 6,50 mm |
| Recommended working stroke: | 3,20 mm |
| Maximum stroke: | 4,00 mm |
| Current rating: | 8,0 A |
| Typical contact resistance: | <30 m Ω |
| Operating temperature range: | -50° up to +100° |

Materials

| | |
|-------------|--------------------------------------|
| Plunger: | Brass or BeCu, nickel or gold plated |
| Barrel: | Brass, gold plated |
| Spring: | Stainless steel |
| Receptacle: | Brass, gold plated |

Spring Force (g $\pm 20\%$)

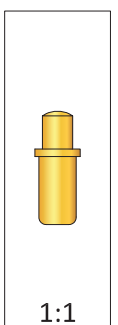
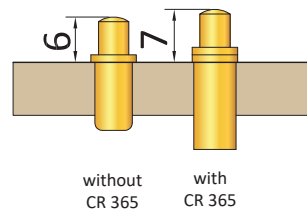
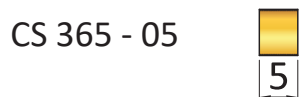
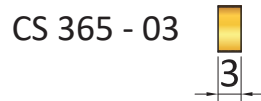
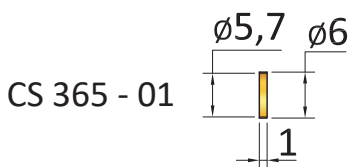
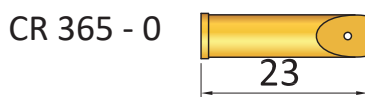
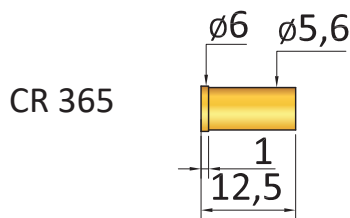
| | |
|---------------|-------|
| Spring force: | 150 g |
| Alternative: | 300 g |
| | 400 g |
| | 800 g |

Hole size without receptacle

Drills: $\phi 4,96 - \phi 4,97$

Hole size with receptacle

Drills: $\phi 5,59 - \phi 5,60$









Ordering example:

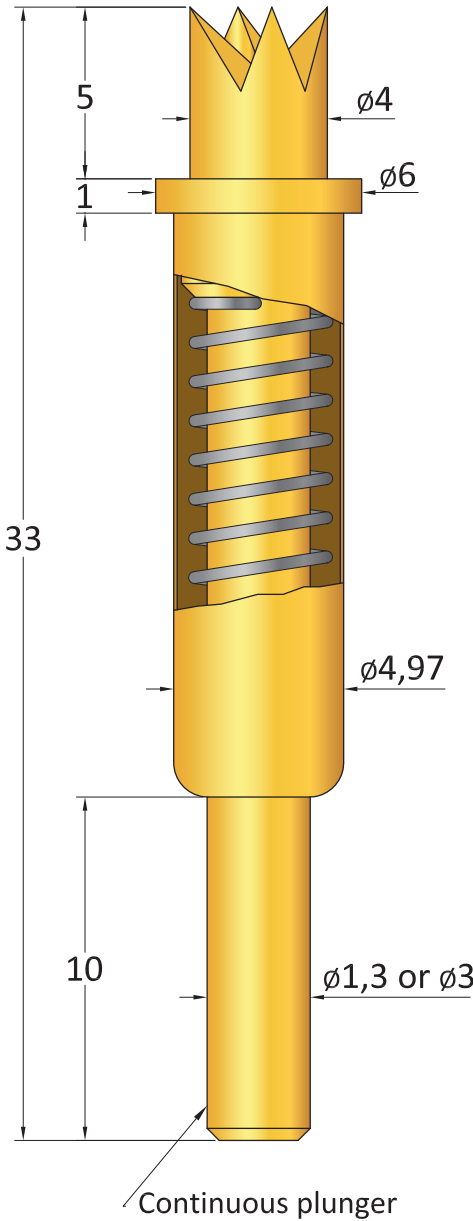
| Series | Tip ϕ mm | Spring Force | | | |
|--------|---------------|--------------|----------|-----|----------|
| CP 365 | D | 400 | Br | 150 | G |
| | Tip Style | | Material | | Plating |
| | | | B=BeCu | | G=Gold |
| | | | Br=Brass | | N=Nickel |

CP 364

Short Travel and Battery Probes $\geq 6,50$ mm / ≥ 260 mil

Available Tip Styles

| Material | Tip Style | ϕ mm |
|----------|--|-----------|
| B | F  | 3,00 |
| | | 4,00 |
| | | 6,00 |
| B | D  | 4,00 |
| B | BJ  | 4,00 |
| B | HS  | 1,50 |
| | | 3,00 |
| B | HB  | 4,00 |
| | | 6,00 |
| | | 8,00 |
| B | V  | 3,00 |
| | | 4,00 |



Technical Data

| | |
|------------------------------|------------------|
| Recommended minimum centers: | 6,50 mm |
| Recommended working stroke: | 3,20 mm |
| Maximum stroke: | 4,00 mm |
| Current rating: | 20,0 A |
| Typical contact resistance: | <20 m Ω |
| Operating temperature range: | -50° up to +100° |

Materials

| | |
|-------------|--------------------------------------|
| Plunger: | Brass or BeCu, nickel or gold plated |
| Barrel: | Brass, gold plated |
| Spring: | Stainless steel |
| Receptacle: | Brass, gold plated |

Spring Force (g $\pm 20\%$)

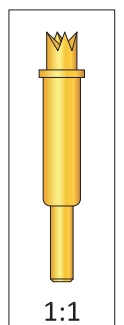
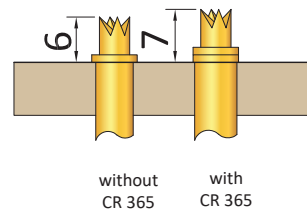
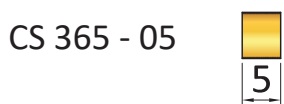

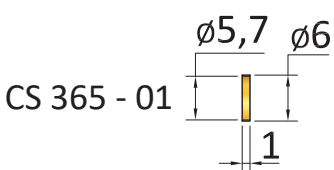
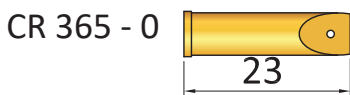
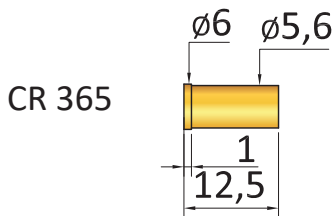
| | |
|---------------|-------|
| Spring force: | 150 g |
| Alternative: | 300 g |
| | 400 g |
| | 800 g |

Hole size without receptacle

Drills: $\phi 4,96 - \phi 4,97$

Hole size with receptacle







Drills: $\phi 5,59 - \phi 5,60$

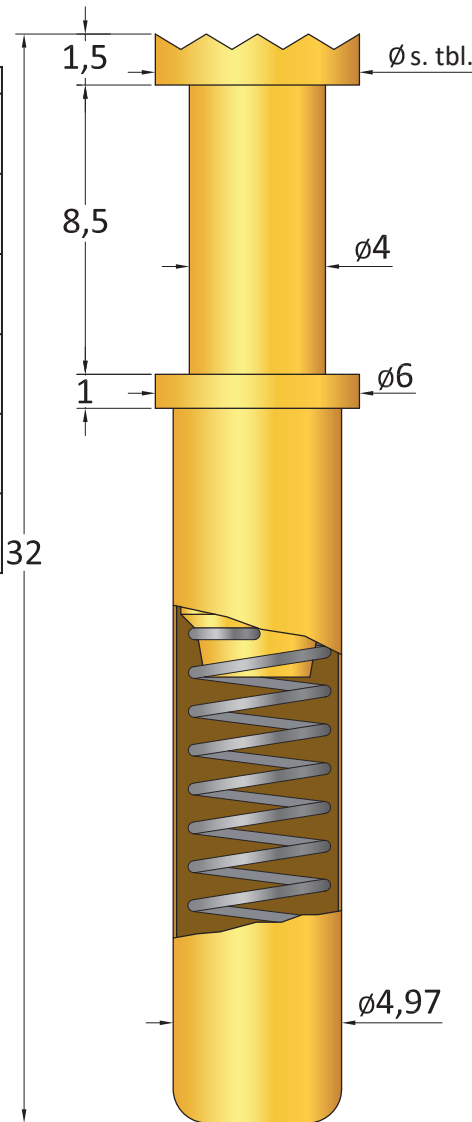


Ordering example:

| Series | Tip ϕ mm | Spring Force | | |
|--------|---------------|--------------|----------|----------|
| CP 364 | D | 400 | Br | 150 |
| | Tip Style | | Material | Plating |
| | | | B=BeCu | G=Gold |
| | | | Br=Brass | N=Nickel |

Available Tip Styles

| Material | Tip Style | ϕ mm |
|----------|--|-----------|
| B | F  | 3,00 |
| | | 4,00 |
| | | 6,00 |
| B | D  | 4,00 |
| B | BJ  | 4,00 |
| B | HS  | 1,50 |
| | | 3,00 |
| B | HB  | 4,00 |
| | | 6,00 |
| | | 8,00 |
| B | V  | 3,00 |
| | | 4,00 |



Technical Data

| | |
|------------------------------|---------------------------------|
| Recommended minimum centers: | 6,50 mm |
| Recommended working stroke: | 6,00 mm |
| Maximum stroke: | 8,00 mm |
| Current rating: | 8,0 A |
| Typical contact resistance: | <math><30\text{ m}\Omega</math> |
| Operating temperature range: | -50° up to +100° |

Materials

| | |
|-------------|--------------------------------------|
| Plunger: | Brass or BeCu, nickel or gold plated |
| Barrel: | Brass, gold plated |
| Spring: | Stainless steel |
| Receptacle: | Brass, gold plated |

Spring Force (g $\pm 20\%$)

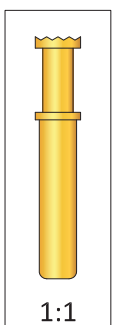
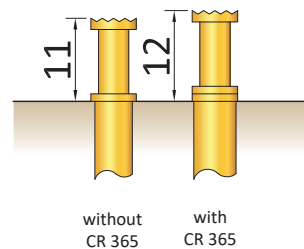
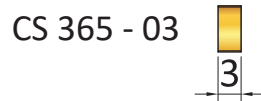
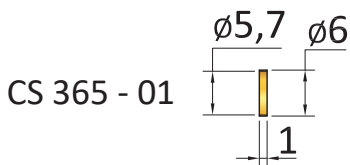
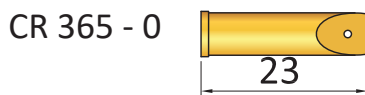
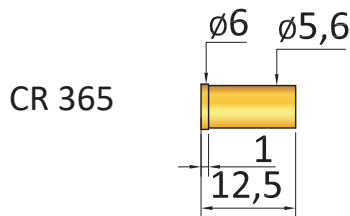
| | |
|---------------|-------|
| Spring force: | 500 g |
| Alternative: | 150 g |
| | 300 g |
| | 800 g |

Hole size without receptacle

Drills: $\phi 4,96 - \phi 4,97$


Hole size with receptacle

Drills: $\phi 5,59 - \phi 5,60$



Ordering example:

| Series | Tip ϕ mm | Spring Force | | | |
|--------|---------------|--------------|----------|-----|----------|
| CP 366 | HB | 600 | Br | 500 | G |
| | Tip Style | | Material | | Plating |
| | | | B=BeCu | | G=Gold |
| | | | Br=Brass | | N=Nickel |



www.cotelec.fr



infos@cotelec.fr